

Bespoke Furniture


Product Catalogue -2025

We create furniture that is as
ECCENTRIC and as
INDIVIDUALISTIC as
YOU

INTRODUCTION

We are overjoyed to have birthed this passion project 'ECCENTRIC-Furniture and More' with which we foray into the world of furniture and more. All our furniture relies on stellar materials and fine workmanship.

It is crafted for your needs and is as individualistic as you. We hope to create pieces that are irreverently eccentric yet tirelessly classic. Thank you for being the most enthusiastic partners in our journey so far. We hope to garner your support and affinity.



fire

earth

air

water

ELEMENTS BY ECCENTRIC

Have you ever wondered about the evolution of design? If there was a path to trace design to its very roots; that path would be nature.

We at Eccentric have traced our design affinity to nature and the four elements of nature-Fire, Water, Earth and Air as the fundamental wombs from where all our ideas have been birthed. Our Customers are not just the owners and users of the furniture that we make but are also active collaborators in the pursuit of that design which is bespoke - only for them and their space.

We are very excited to launch our first collection '*ELEMENTS BY ECCENTRIC*' inspired from fire, water, earth and air.




fire

Warmth, passion and innovation are born from Fire.

The leaping flames of an angry inferno or the quietude of a still candle both the spectrums of our creativity find a voice under this element.

The pieces here are bold, colourful and inventive in nature.


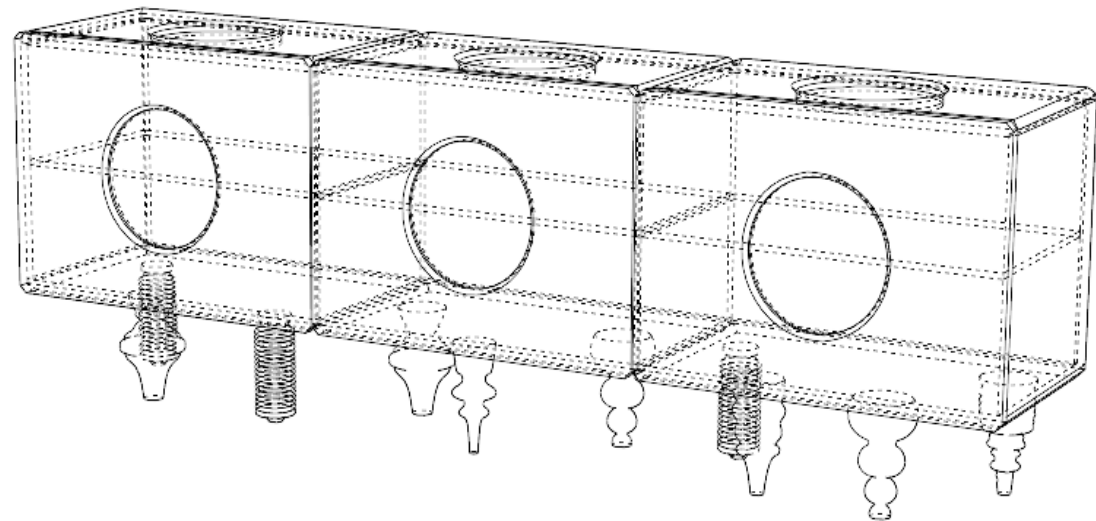



Colour Disclaimer: Actual Colors may vary from the picture

THE RED CONSOLE




Functional Art



Born from the fire element the red console is here to add drama to your space without the melodrama.

It's fiery red translucency juxtaposed with opacity will bring vibrancy to the room. It's quirky legs snigger at all things staid.



CODE_F1
L - 2400; 94" | W - 500; 20" | H - 800; 31"
Wood; Frosted Glass; PU Coat


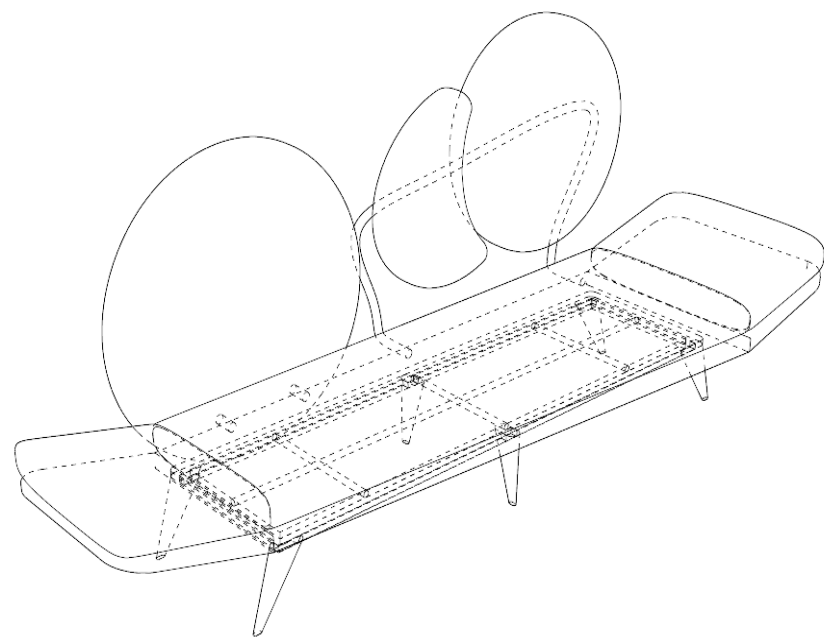



Colour Disclaimer: Actual Colors may vary from the picture

THE MOON SOFA



Celestial Minimalism



If you gaze at the moon thinking it's your lunar chart that makes your world go around or if you are one of those who think the moon is a satellite our Moon Sofa is for you.

This is not your mundane Sofa where you plonk mindlessly. It's as imaginative and as eccentric as the Moon itself. Watch an empty space in the room come alive with this unique piece of furniture.



CODE_F2

L - 2970; 115" | W - 850; 33" | H - 500; 20"
Wooden Frame; Grained Veneer, Fabric


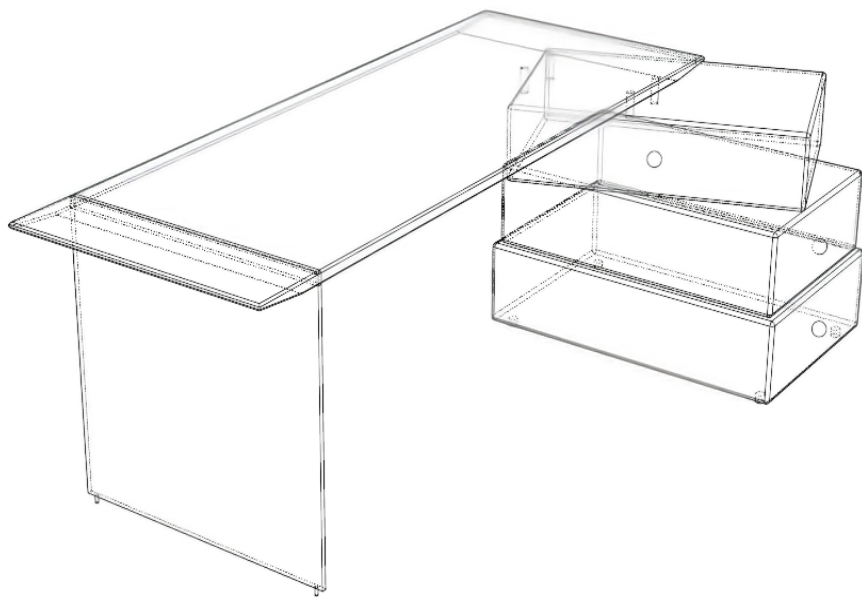


Colour Disclaimer: Actual Colors may vary from the picture

THE REDLINE TABLE



Form Disrupted



Picture a table forged from raw imagination — that too for work. Out with the staid in with the bold. One side of the table stands on a single, straight leg: tall, clean, unapologetically plain, a monument of symmetry. But on the opposite side, the order collapses — three thick, slab-like drawers are stacked in defiant rebellion. A fiery splash of red on an otherwise industrial, concrete look gives this Work Table an edge that's both sharp and different.



CODE_F3

L - 2200; 86" | W - 1200; 47" | H - 750; 29"

Concrete Laminate, High Gloss Metal Support, PU Finish Side Storage


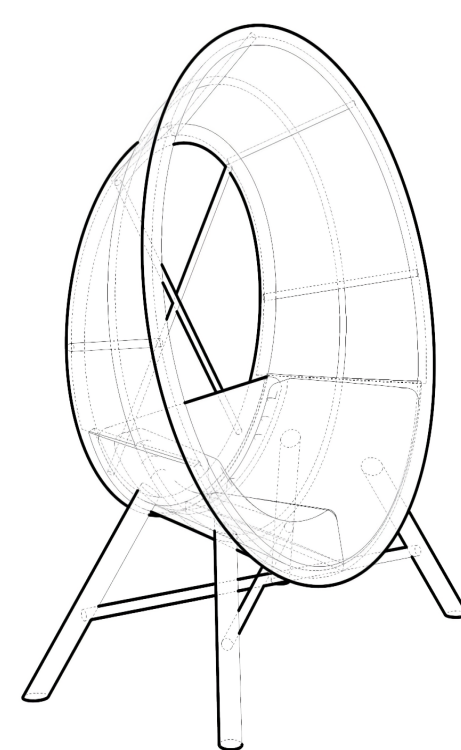



Colour Disclaimer: Actual Colors may vary from the picture

THE A CHAIR



Cane and Curve



Fire as a fuel and fire as a catalyst to everything that is alive on planet earth isn't just an idea-it's a fact.

The A-Chair with it's truly Avant-Garde frame and form is a statement piece. It isn't quiet, demure piece of furniture happy to be banished to a corner and be forgotten. It's alluring and elegantly loud and commands a dramatic presence in any room. Watch it light up your indoor and outdoor spaces with it's fiery form and practical function..



CODE_F4
L - 1450; 57" | W - 750; 29" | H - 1700; 66"
Wooden Frame, Rattan Weave, Fabric

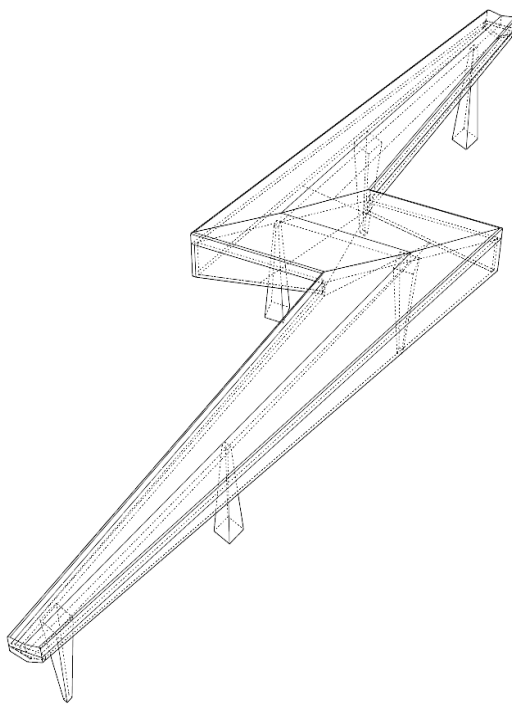


Colour Disclaimer: Actual Colors may vary from the picture

THE FLINT BENCH




Primitive Spark



CODE_F5

L - 2800; 110" | W - 800; 32" | H - 475; 18"

Fabric Upholstery with Bespoke Stitching, Wooden Legs



A bench carved from the storm itself—its form is jagged like a flint freshly struck or a bolt of lightning frozen in time.

Sharp edges on the sides dance like crackling energy, its angles smooth yet wild, as if nature’s own hand shaped it in a moment of brilliance. It’s bright and bold hues further enhance it’s energising presence. It’s ideal for lobbies, verandahs, meeting rooms any space that needs a flicker of fiery drama.





water

Dynamism and Fluidity in Design are mothered by the water element of nature.

At Eccentric we passionately pursue both these traits. Along with these two defining attributes ' Water ' also nudges us to be reflective and sustainable.

This collection reimagines fluidic functionality.

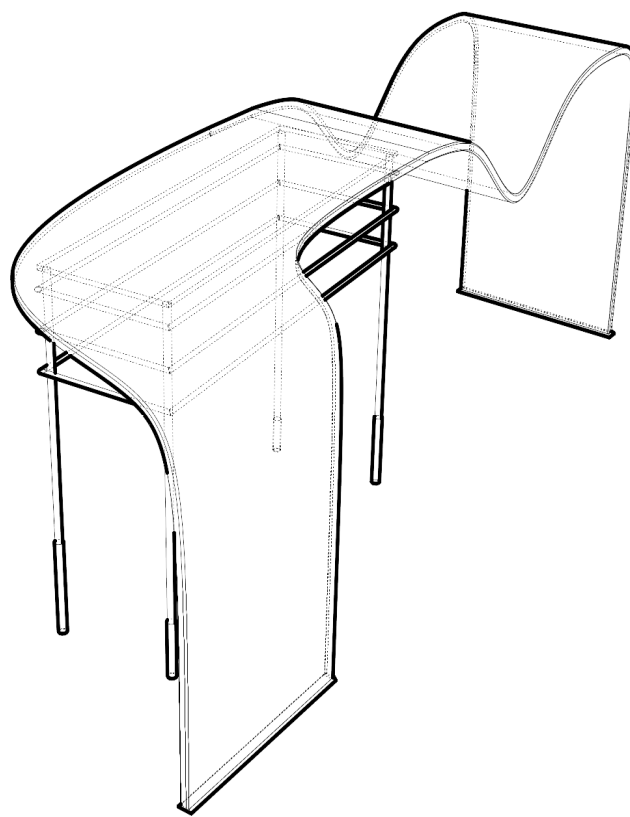



Colour Disclaimer: Actual Colors may vary from the picture

THE OVER-HANG CONSOLE



Liquid Geometry



CODE_W1


L - 2800; 110" | W - 920; 36" | H - 980; 38"

Fabric Veneer, Metal Supports



Imagine a console that flows like an ocean wave, capturing both motion and elegance in its form. The surface rises and falls gently, resembling a wave frozen in time or your favourite, old blanket comforting you on a cold, rainy day.

The Over-Hang Console induces one to be poetic it's after all poetry in motion. Use this one of a kind piece as a gaming station or a DJ berth or a merchandise holder or as a console in a luxury office or a tastefully done residence.



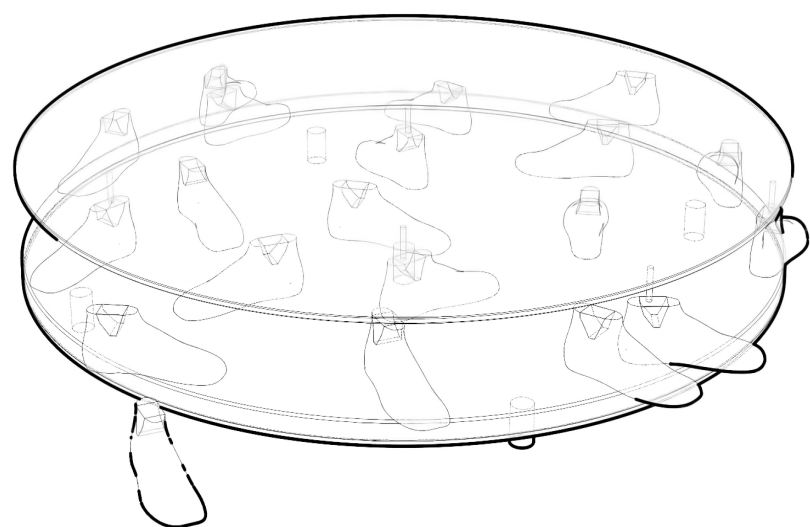


Colour Disclaimer: Actual Colors may vary from the picture

THE FOOTSTEPS COFFEE TABLE




Silent Procession



CODE_W2

D- 1800; 70" | H - 330; 12"


Wooden Lasts, High Gloss Base, Textured Glass Top



Eccentric aims at creating conversation starters that grab eyeballs.

The Footsteps Coffee Table is an ode to the nomad within every human-she wants to be rooted yet she yearns to fly. Artisanal Shoe Lasts that are hand hewn are sandwiched between two reflective materials as they stomp over the globe. Have a stimulating cuppa and a conversation around it.



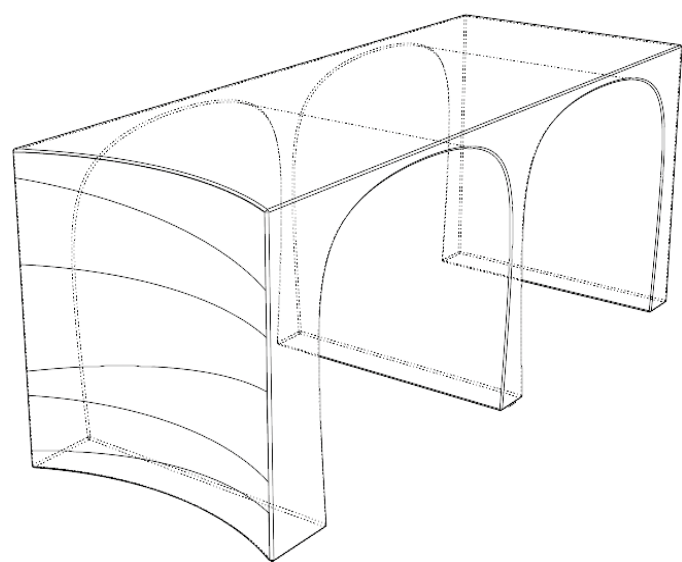


Colour Disclaimer: Actual Colors may vary from the picture

THE ARCADIA TABLE




Arched Assembly



The Arcadia Table is inspired by the old, stone bridges built over little brooks and rivulets.

These arches, crafted from polished wood and clad with reflective-finish metal provide both visual lightness and structural integrity.

It is perfect for executive boardrooms, luxury co-working spaces, or creative collaboration hubs—where bold ideas and elegant design meet.



CODE_W3

L - 2000; 78" | W - 780; 31" | H - 750; 29"

Grained Wooden Veneer, High Gloss Metal Sides

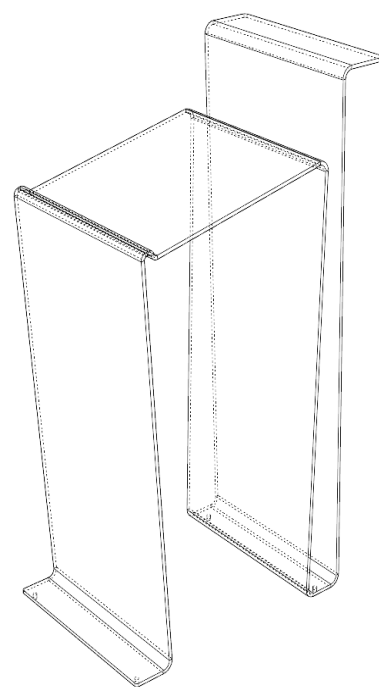



Colour Disclaimer: Actual Colors may vary from the picture

THE GLIMMER PODIUM




Bent Monologue



CODE_W4


L - 680; 26" | W - 450; 18" | H - 1120; 44"

Bent Metal Sheet, Paint Coated



Much like the glimmering ripples of a stream on a sunny day, the Glimmer Podium gleams with its fluidic forms.

Though extremely minimalist in it's futuristic form it draws in the spot light on itself. This beautiful piece houses all the practicality of traditional greeter podium without its predictability.





earth

Permanence, Stability and Endurance are the traits of the Earth.

Our Earth Collection is rooted in tradition and yet embraces eccentricities, uses timeless materials like wood and natural stone

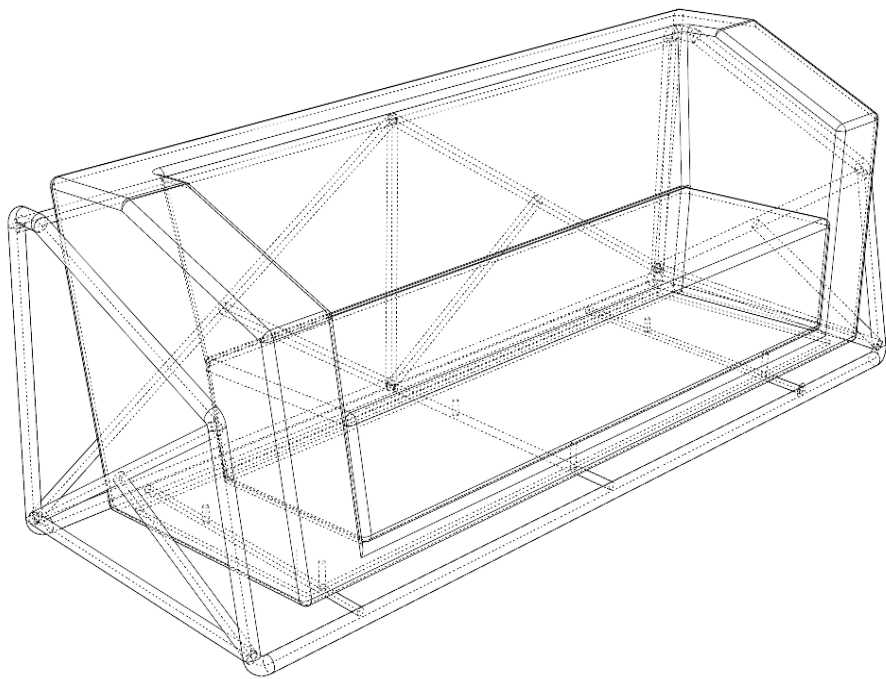



Colour Disclaimer: Actual Colors may vary from the picture

THE PHANTOM SOFA



Phantom Rest



The allure and mystery of black married to grunge. We couldn't resist designing and executing this Noir beauty of a couch.

The sofa rests on a statement frame that is raw yet refined, like a piece of urban architecture lost in a dream. It stands with quiet confidence, where grit meets grace, inviting both comfort and edge in equal measure.



CODE_E1
L - 2535; 100" | W - 900; 35" | H - 980; 38"
Metal Frame, Fabric Upholstery

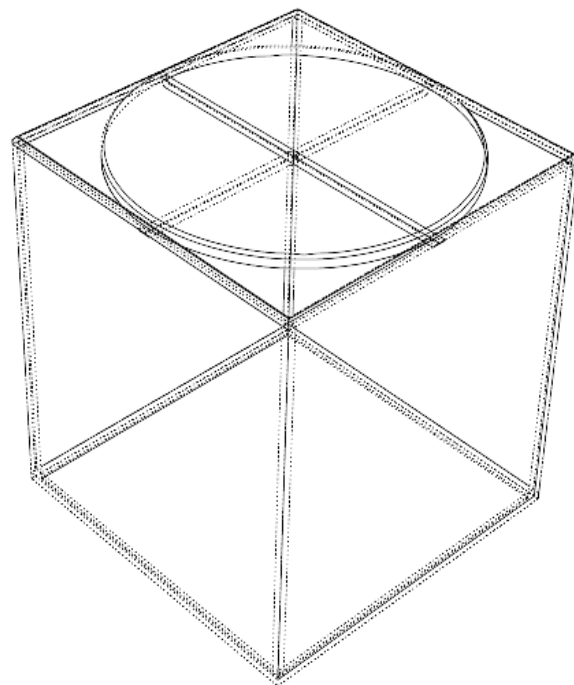


Colour Disclaimer: Actual Colors may vary from the picture

THE VRITTA




Geometric Balance



CODE_E2

L - 610; 24" | W - 610; 24" | H - 610; 24"

MS Frame; Concrete Tile



In ancient Sanskrit language the circle is referred to as the VRITTA.

The minimalist coffee table is engineered like a cube forming a matrix. The top lends earthiness to the table. It's a user-friendly, small, space saving piece, full of minimalist class.



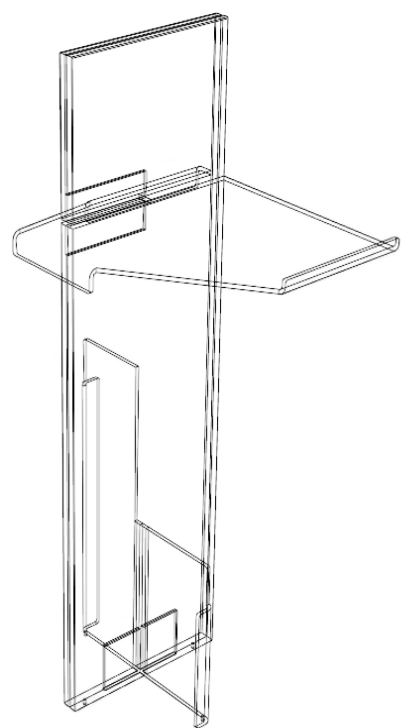


Colour Disclaimer: Actual Colors may vary from the picture

THE NOVA PODIUM



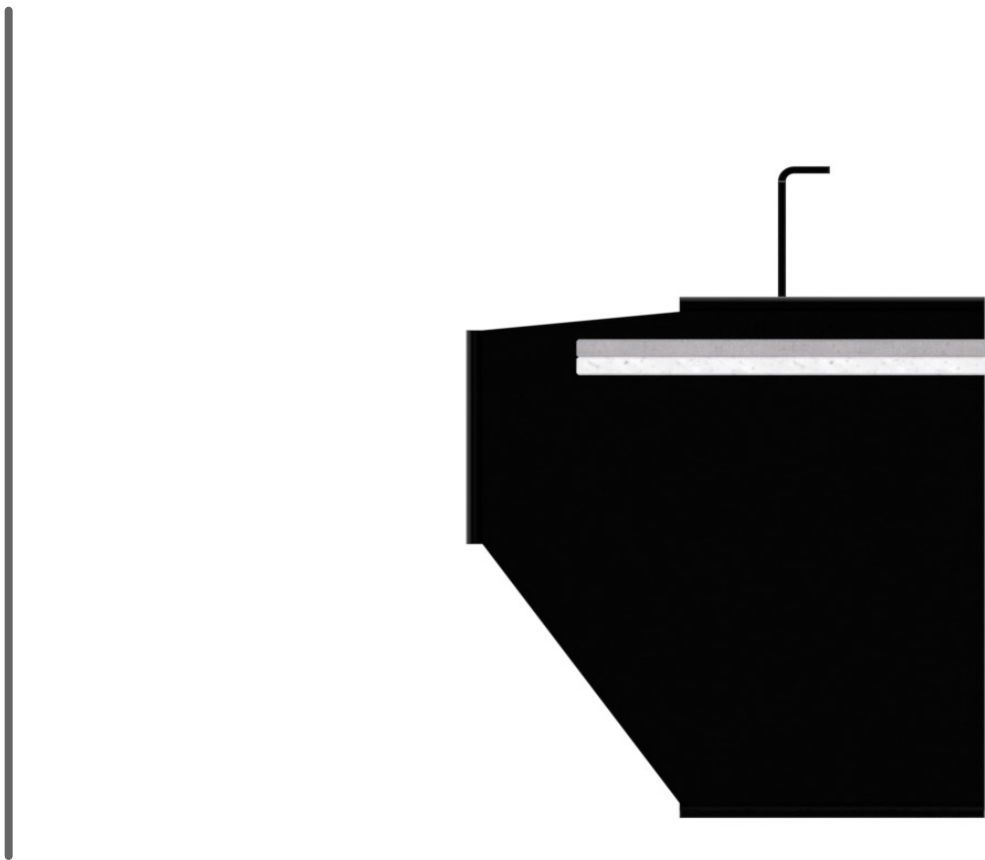
Monolith Stand



CODE_E3

L - 560; 22” | W - 500; 19” | H - 1300; 51”

Stone Slab, Metal Sheet



This futuristic Podium made from an interesting union of metal and stone is a testament to new thoughts and originality.

Originality a much used and abused concept isn't just a trait; it becomes a reality with the Nova-Podium.

Undoubtedly the speaker will hold the audience spell bound but so will the Nova Podium-in equal measure or maybe more so.



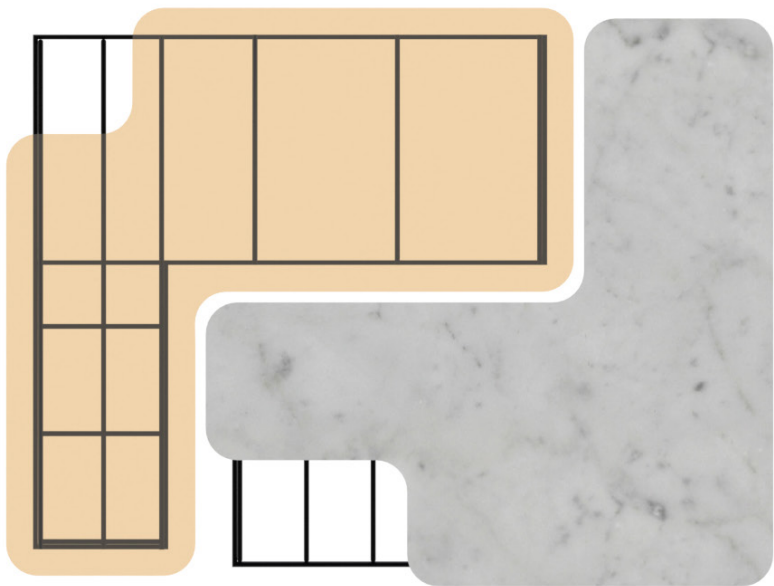
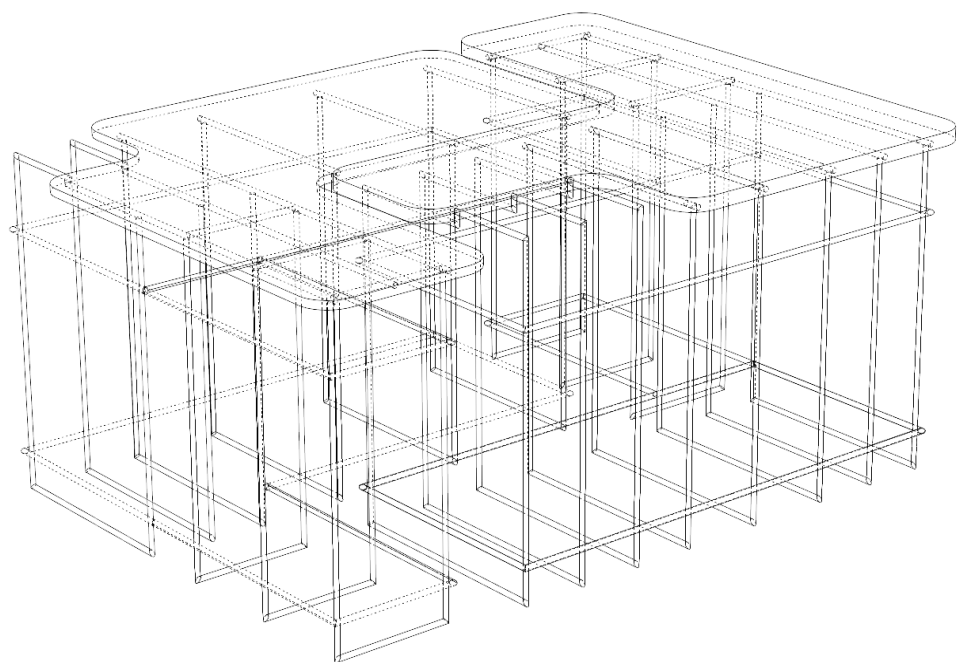


Colour Disclaimer: Actual Colors may vary from the picture

THE MESH TABLE




Industrial Grid



Ever wondered what would come up if you were to
X-Ray a building structure?

This Coffee Table borrows from the basic skeleton of
the steel grid inside any modern construction. The
mesh grid forms an industrial base which is starkly
contrasted with smooth, luxurious marble.

This grunge meets elegance piece is sure to appeal
to the yin-yang in you.



CODE_E4
L - 1215; 48" | W - 915; 36" | H - 510; 20"
MS Frame, Colored Glass Top, Marble Top

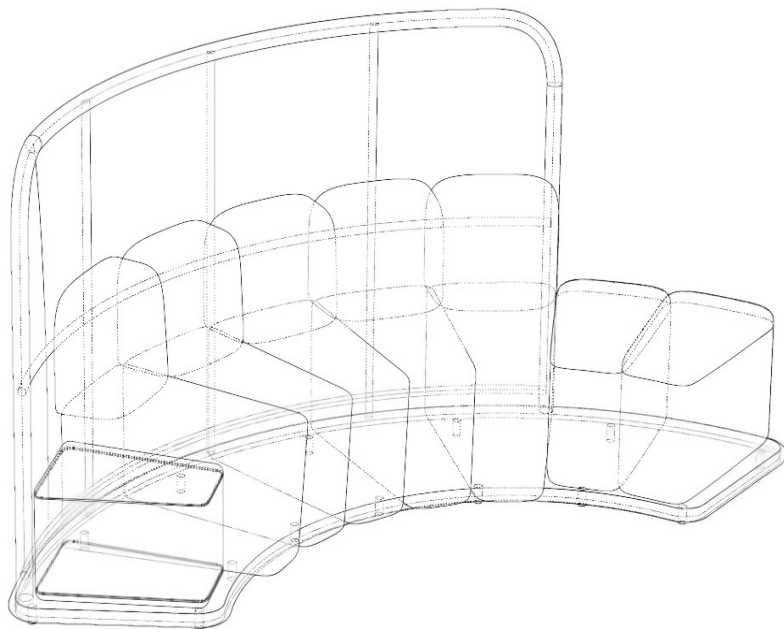


Colour Disclaimer: Actual Colors may vary from the picture

THE CRESCENT SOFA



Selene Curve




The Crescent Sofa is large, all-encompassing and invites one to just plonk themselves on it and thrive, quite like our planet earth.

The rattan frame wraps around it, while plush artistry enhances its interior. With its awe-inspiring form, no other embellishment is needed.

The Crescent Sofa is sure to bring people together not just to sit but to nurture-like our earth.



CODE_E5
L - 2700; 106'' | W - 1110; 43'' | H - 1300; 51''
Wooden Frame; Grained Veneer, Fabric Upholstery

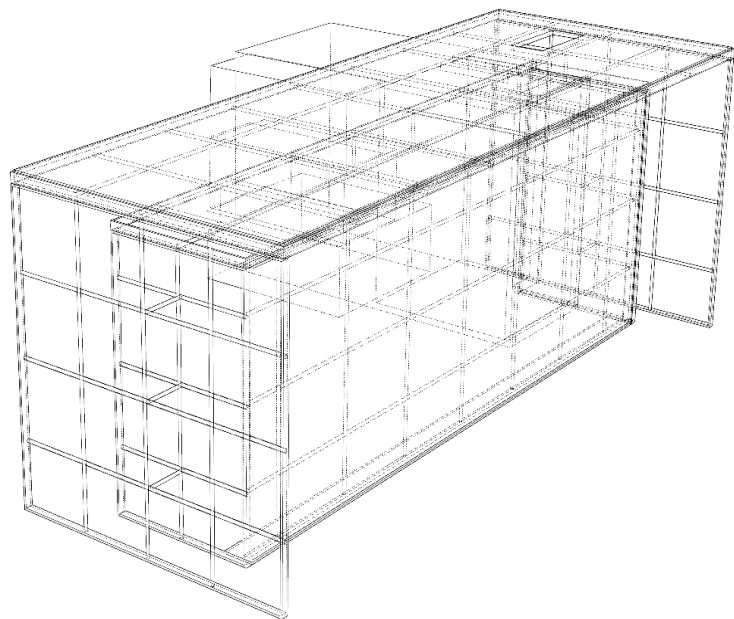



Colour Disclaimer: Actual Colors may vary from the picture

THE NEXUS TABLE



Square Lattice



CODE_E6

L - 2000; 78" | W - 1300; 50" | H - 745; 30"

MS Frame, Colored Glass Top, Side Storage



The Nexus Table is a bold fusion of industrial strength and artisanal craftsmanship. Its colourful, textured glass top adds tactile richness and translucency while allowing its striking base to be in the spot light.

The tabletop is supported by a metal grid base, an open nexus of intersecting steel rods. This geometric structure provides both stability and a striking industrial contrast to the soft opacity of frosted glass. Designed for creative workspaces, high end studios, or executive settings, the Nexus Table embodies the idea of connection between materials, ideas and people.



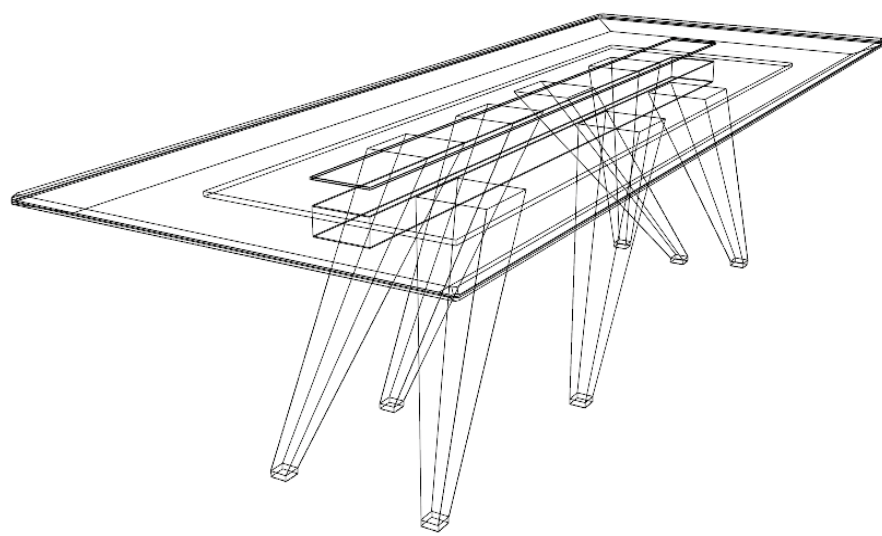


Colour Disclaimer: Actual Colors may vary from the picture

THE HEXA CONFERENCE TABLE



Purposeful Distortion



CODE_E6

L - 3200; 125" | W - 800; 30" | H - 750; 29"

Wood Veneer Top, MS Supports



The Hexa Conference Table is a bold and modern centerpiece designed for dynamic meetings and collaborative discussions. It features a multi-legged support system, inspired by the organic forms of a tree root creating a visually striking yet highly functional design.

Each leg is uniquely positioned at varying angles, providing stability while maintaining an open, sculptural aesthetic. If your goal is to create an environment where minds can engage deeply and productively 'The Hexa Table' is surely the place for it.



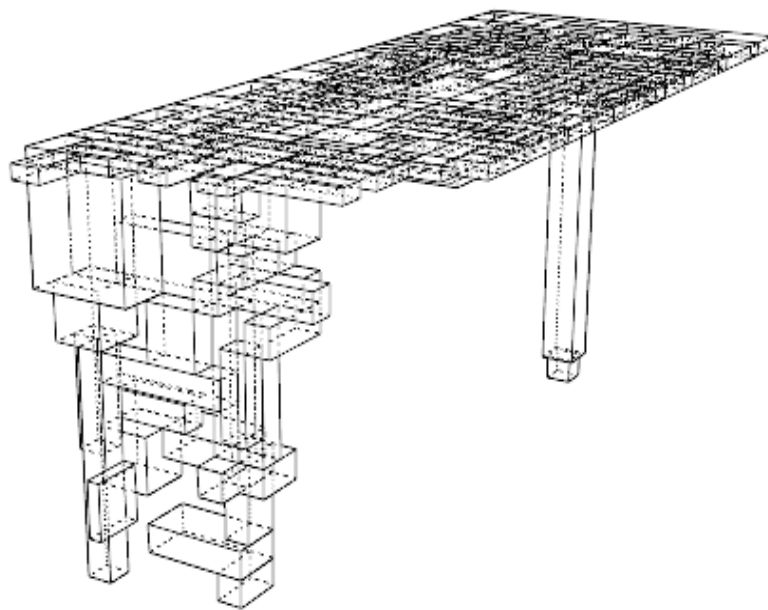


Colour Disclaimer: Actual Colors may vary from the picture

THE SOLSTICE TABLE



Pixel Assembly



CODE_E7

L - 2000; 78" | W - 800; 31" | H - 745; 30"

Wood Veneer Top, Wooden Blocks, Metal Support



The Solstice Table is a stunning one-ended statement piece. One end features a sculpted base, meticulously laid with an intricate marquetry pattern. This side serves as both the structural anchor and the artistic focal point of the table. The table's surface transitions into a sleek, minimalist form on the opposite end.

The Solstice Table is ideal for executive offices, artistic meeting spaces, or as a luxurious dining table where art and function coexist.






air

The Alchemical symbol for air is an upward - pointing triangle, bisected by a horizontal line.

For us, at Eccentric air is a delightful element because it represents freedom and connections.

It signifies openness that revitalises and rejuvenates.

Our Air Collection is fresh and free from the fetters of conventional design

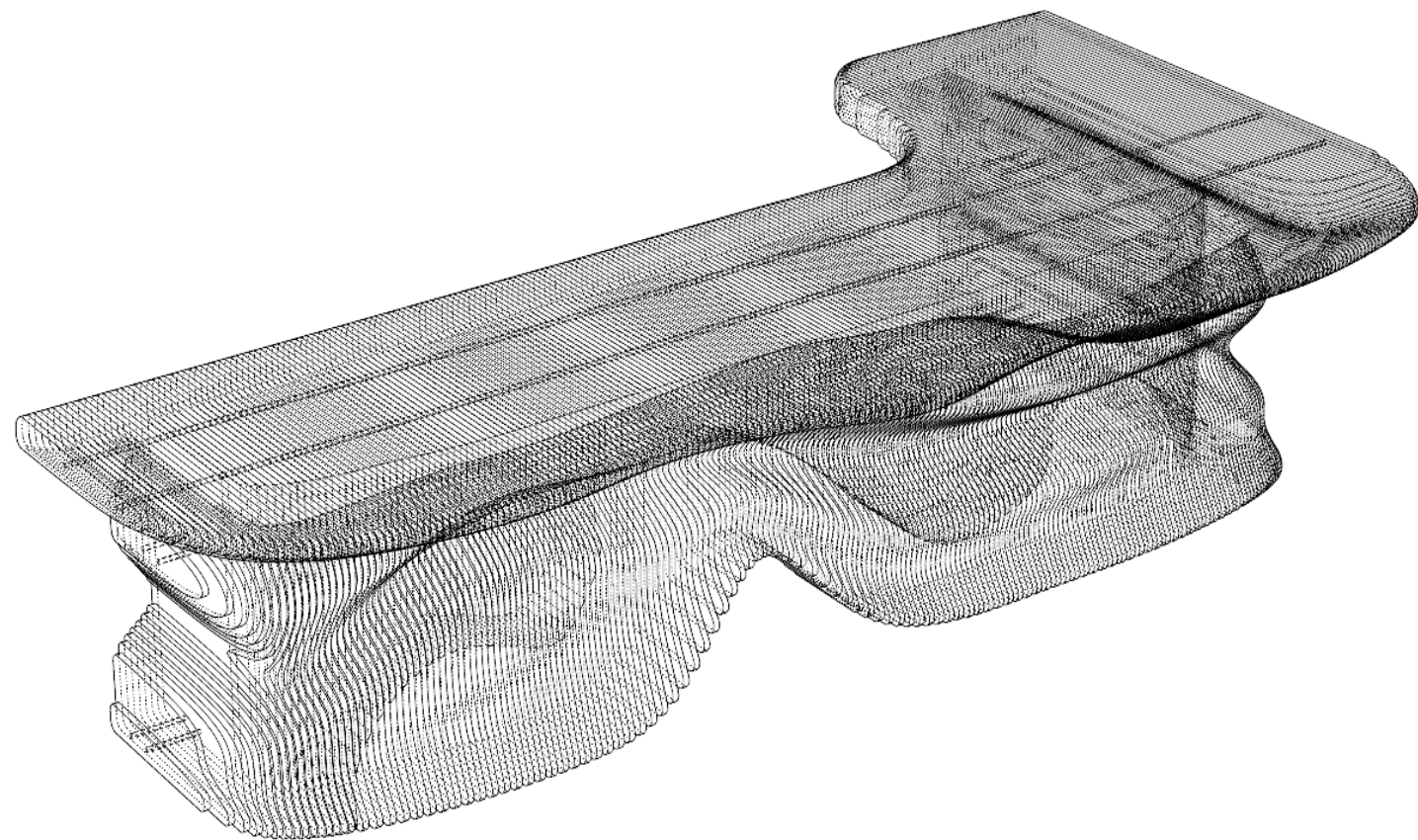



Colour Disclaimer: Actual Colors may vary from the picture

THE AURUM - TABLE




Silent Terrain



CODE_A1

L - 3450; 135" | W - 1750; 68" | H - 750; 29"

MDF Routing, Polish Wood Finish



This unusual Work Desk is perhaps the most unusual amalgamation of form and function. The form is parametric in nature giving it an edgeless appearance that rises and falls in gentle undulations.

The function is unhampered giving the person using this table an aura of imaginative and collaborative leadership. This work desk holds a chest of drawers, wire trays and all the requisite ergonomics of a Table which can be used for long, laborious and productive hours looking like a trillion bucks when at it.




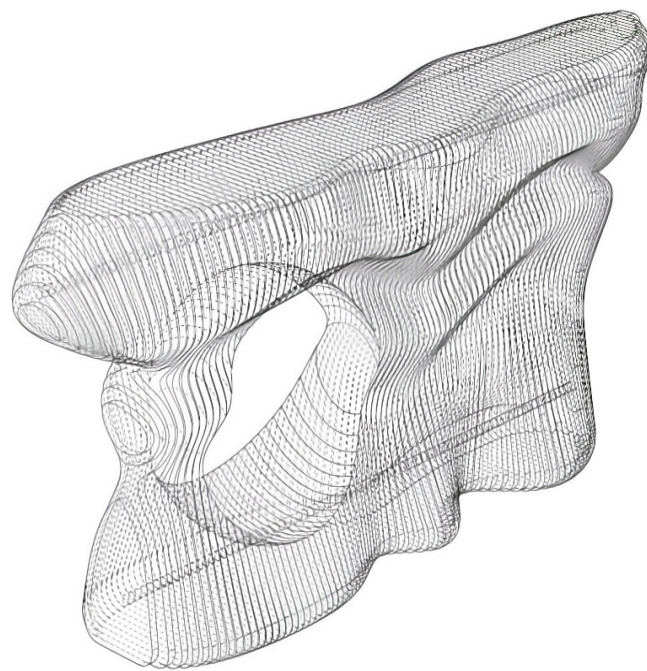



Colour Disclaimer: Actual Colors may vary from the picture

THE AURUM - CONSOLE




Cloud Relic




This beautiful piece almost defies the rigidity of any wall or any strait jacketed space it can fit in.

It does not take up a lot of space yet it's parametric curves ensure it commands the centre spot light of any room.

It has the ability to turn the mundane into the magical much like the waves of the ocean it is inspired from.



CODE_A2
L - 1900; 74" | W - 500; 20" | H - 900; 25"
MDF Routing, Polished Wood Finish


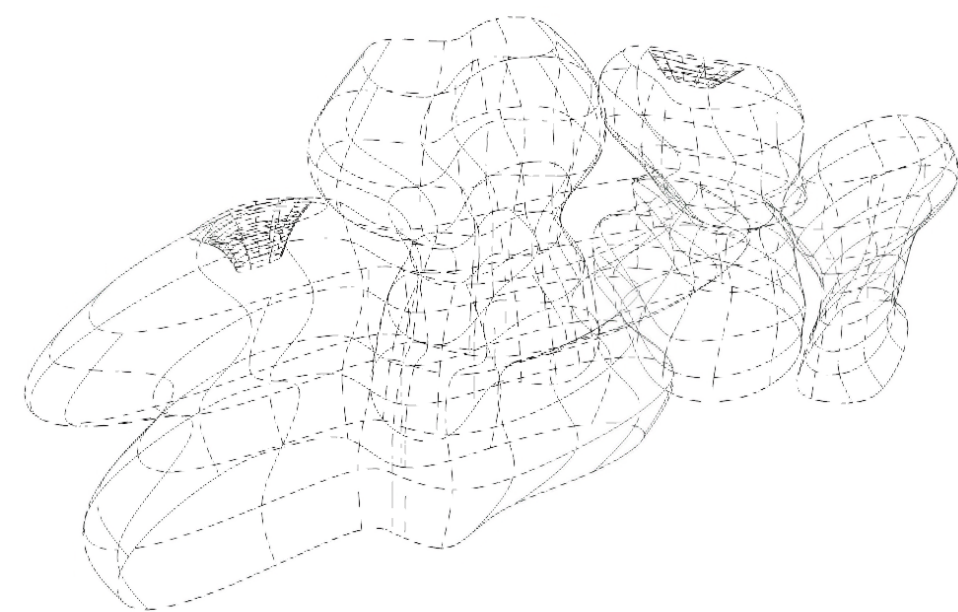



Colour Disclaimer: Actual Colors may vary from the picture

THE AURUM - COFFEE TABLE




Riverline Forms



When we put on our thinking caps for these riveting mound-like structures we were struck by the idea of rivers. Would civilisations be possible without the sustenance of the rivers?

Our Aurum Coffee Table will churn your daily coffee and conversations into mindful exchanges about what sustains humanity.



CODE_A3

L - 2200; 86" | W - 750; 29" | H - 550; 21"

MDF Routing, Metallic Finish

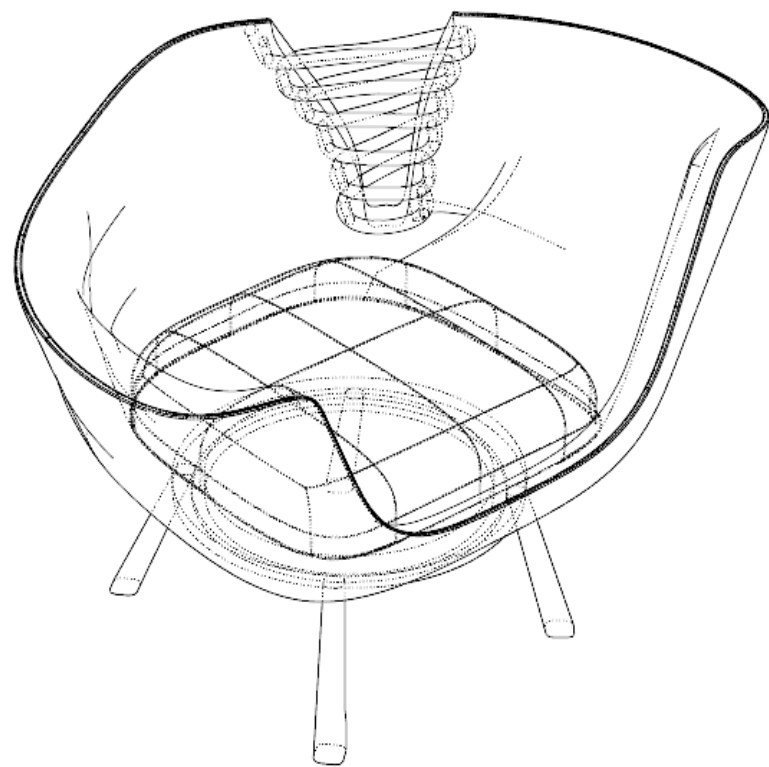


Colour Disclaimer: Actual Colors may vary from the picture

THE SHOE-LACE CHAIR



Laced Assembly



Designed for a shoe factory this chair is a tribute to the craft of shoe making where every stitch, every curve tells a story of dedication and design.

At Eccentric we take the bespoke element very passionately and though this chair fits the space it is designed for like a glove; it can add an element of mischievous drama to any room it is placed in.
It's very knotty.



CODE_A4
L - 1120; 24" | W - 830; 24" | H - 780; 24"
Fabric Upholstered Wooden Frame, Wooden Legs

CONTACT US

RATNSORB ECCENTRIC

9/A, 1st Floor, Hains Municipal Industrial Estate, Gandhi Nagar,
Worli, Mumbai-400018, India



+91 9820961043



+91 22 40021032



Dellnaz@ratnsorb.com



www.ratnsorbeccentric.com

